

The logo features the letters 'TTV' in a bold, red, italicized font, followed by 'BIOPHARM' in a white, italicized font with a registered trademark symbol. The entire logo is set against a black diamond-shaped background.

TTV BIOPHARM®

台灣東洋藥品

WELCOME TO JOIN US

March, 2017

Safe Harbor Statement

This presentation contains certain forward-looking statements.

These forward-looking statements may be identified by words such as 'believes', 'expects', 'anticipates', 'projects', 'intends', 'should', 'seeks', 'estimates', 'future' or similar expressions or by discussion of, among other things, strategy, goals, plans or intentions. Various factors may cause actual results to differ materially in the future from those reflected in forward-looking statements contained in this presentation, among others:

1. pricing and product initiatives of competitors;
2. legislative and regulatory developments and economic conditions;
3. delay or inability in obtaining regulatory approvals or bringing products to market;
4. fluctuations in currency exchange rates and general financial market conditions;
5. uncertainties in the discovery, development or marketing of new products or new uses of existing products, including without limitation negative results of clinical trials or research projects, unexpected side-effects of pipeline or marketed products;

6. increased government pricing pressures;
7. interruptions in production
8. loss of or inability to obtain adequate protection for intellectual property rights;
9. litigation;
10. loss of key executives or other employees; and
11. adverse publicity and news coverage.

TTY Biopharm cautions that this foregoing list of factors is not exhaustive. There may also be other risks that management is unable to predict at this time that may cause actual results to differ materially from those in forward-looking statements.

You are cautioned not to place undue reliance on these forward-looking statements, which speak only as of the date on which they are made. TTY Biopharm undertakes no obligation to update publicly or revise any forward-looking statements. Any statements regarding earnings growth is not a profit forecast and should not be interpreted to mean that TTY Biopharm's earnings or earnings per share for this year or any subsequent period will necessarily match or exceed published earnings or earnings per share forecasts of TTY Biopharm Company Limited.

Our Mission

We have been striving to extend liposomal & microsphere depot platform technologies for treatment of various diseases.

Our Target is to improve health and quality of life through innovative, cost-effective therapeutics and specialty drugs.

Our focus is on the **“Unmet Medical Needs”** in challenging diseases throughout the world, such as Cancer, CNS, Autoimmune, Diabetes Mellitus & Infectious Diseases.

Agenda

Company Overview

Product Strategy

Product Pipeline

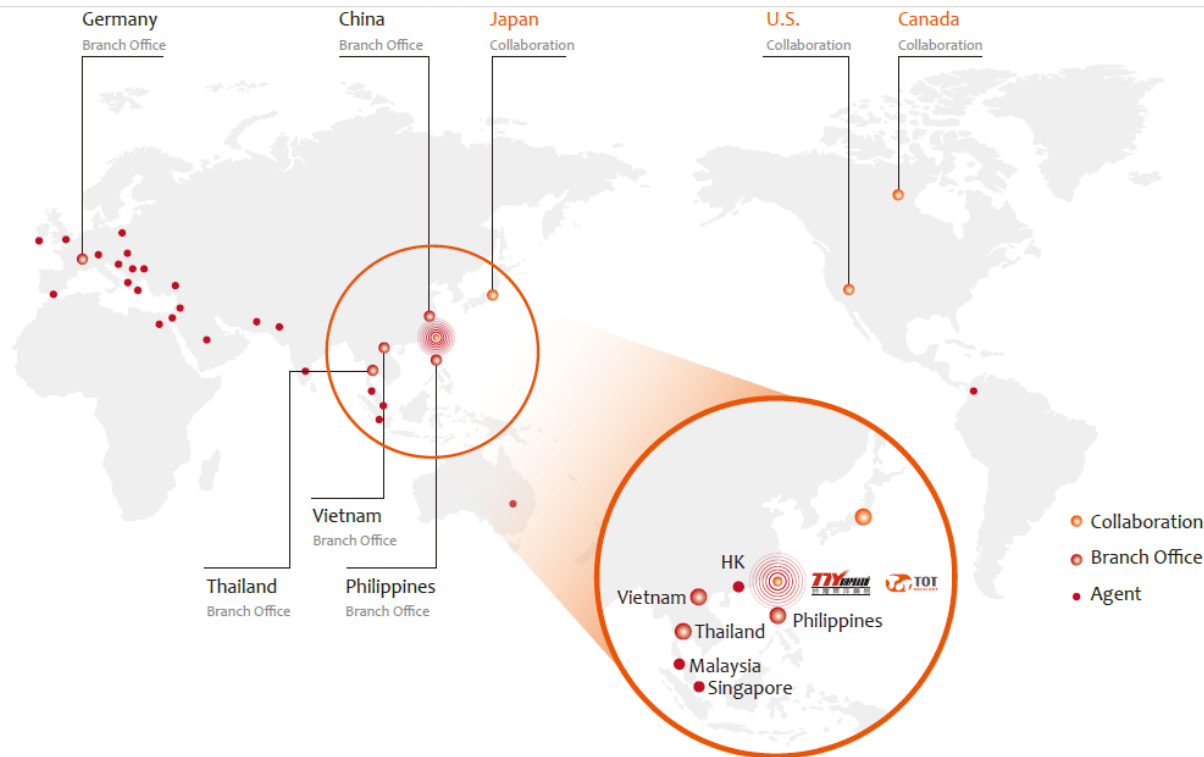
Manufacture Facilities

Successful Product Categories

In Progress Status

Biotech Success

Company Overview



- **Founded in 1960, restructured in 1996**
- **Traded in the Taiwan TPEX (2001, Code: 4105);**
Shares outstanding: 248 Million Shares
(March, 2017)

- **TTY Biopharm consolidated sales as of 2016- NTD 3.80 Billion, USD 117 Million**
- **Headquarters: Taipei, Taiwan**
Number of employees: 508





- TTY Biopharm is a global leader in Super-Generic Drugs and novel bio-drug development with strong growth potentials (targeting for 20% sales CAGR in 2014-19).
- TTY is Taiwan's largest biotechnology conglomerate with the most completed biotechnology products pipeline including oncology drugs, new formulations, ... etc.
- Market cap US\$906mn. As of 2/24/2017
- Currently has three major subsidiaries (based on 12/31/2016):
PharmaEngine, 智擎生技(19.30%)- Market cap US\$689mn.
TSH Biopharm, 東生華製藥(56.48%)- Market cap US\$85mn.
CY Biotech, 創益生技(27.54%)
- Shareholder value creation-
 - TTY's ROE 19.5% in 2011-2016, ROE 21.4% in 2016 (above industry average 7.35%).
 - TTY targets for 28%-35% ROE in 2017-2020.
 - TTY aims to be a world-class biotechnology public listed company with multi-bn market capitalization in coming years.



Major Investments

轉投資主要架構

China

Taiwan

South-East Asia

東生華製藥
TSH (56.48%)

- 慢性病領域
(CV/GI/Immune)之
藥物開發暨行銷業務
推廣

智擎生技
PharmaEngine (19.30%)

- 新藥開發公司

創益生技
CY Biotech (27.54%)

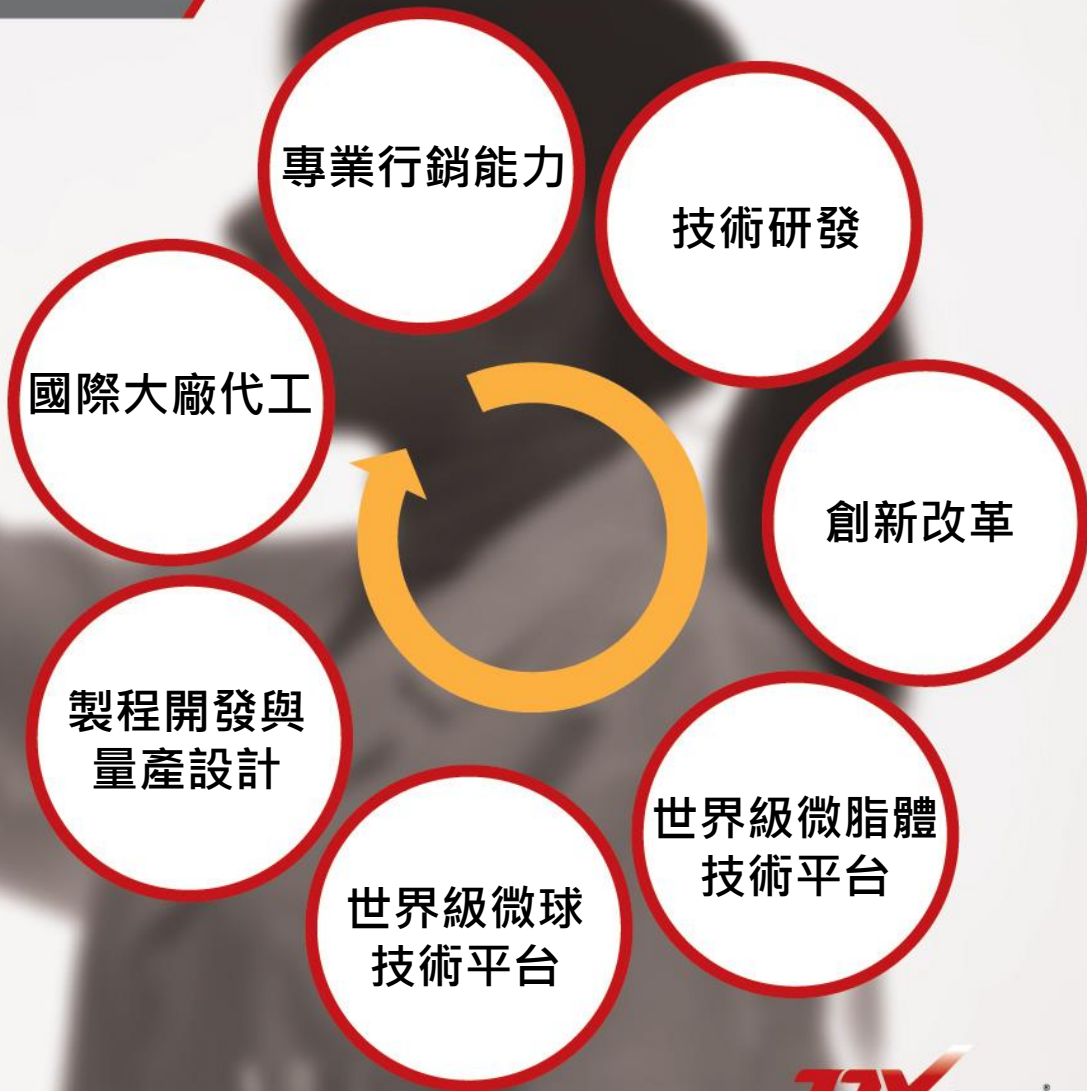
- 益生菌及減肥藥開發

榮港生技
WORLDSCO (100%)

- 藥物開發
(Liver/ID/CNS)
- 行銷暨業務推廣

ABT泰/ABT菲/越辦事處
40%/87%/100%

- 藥物開發暨行銷業務
推廣



Pharma Manufacturer Rankings

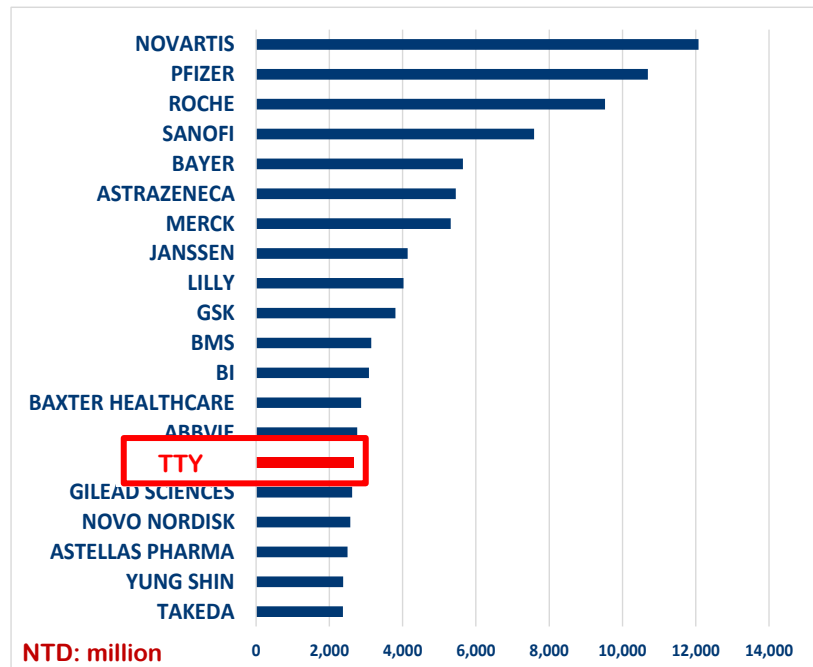
*Hospital sector counts for about 80% of Taiwan pharmaceutical market.

Overview

- Ranking of TTY among all manufacturers is **No.15**
- Ranking of TTY among Domestic Pharmaceuticals is **No. 1**

Source: IMS MAT Q4/2016

Top 20 of all Manufacturers



TW Anti-Cancer Drug Manufacturers

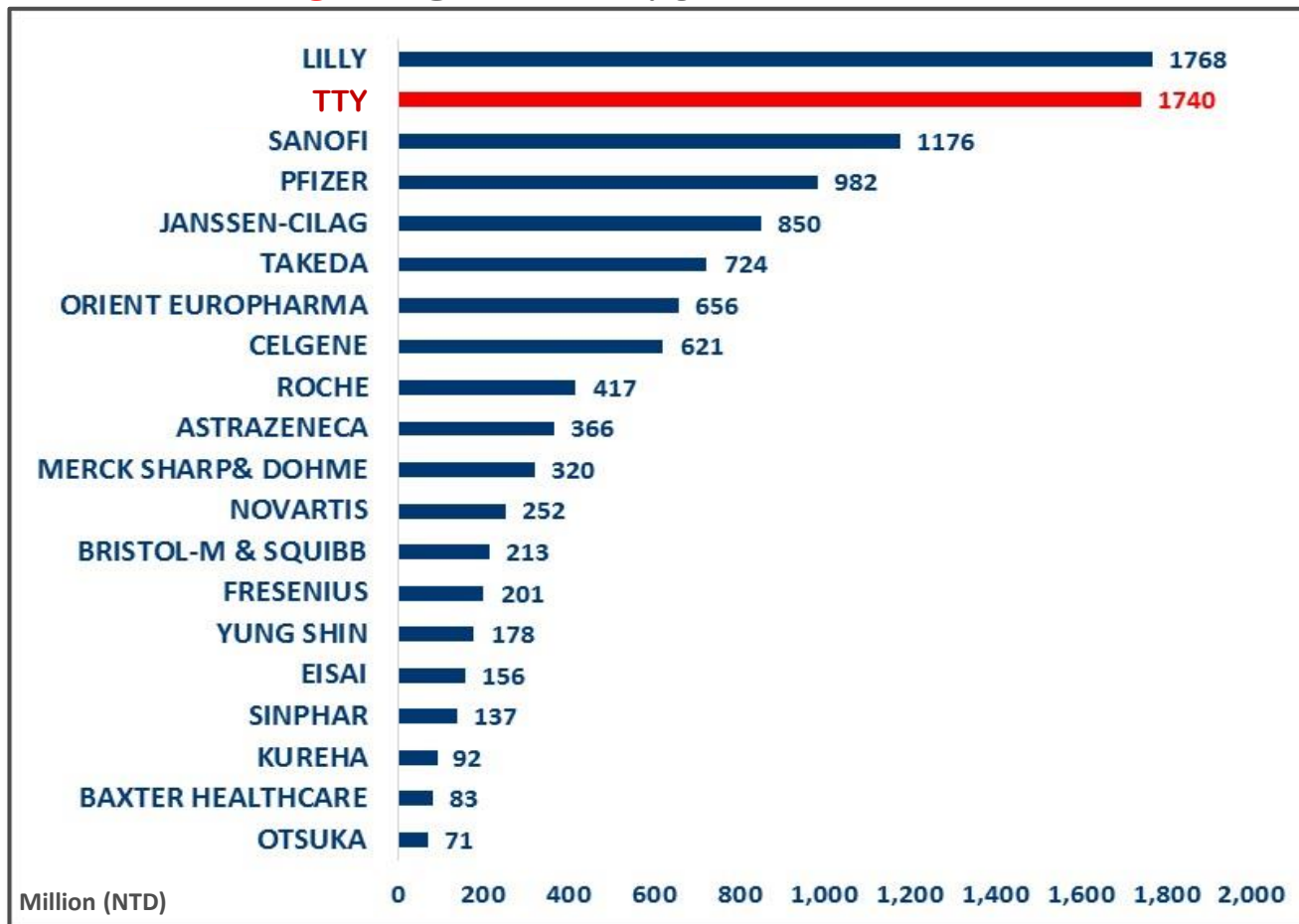
Top 15 **Including** Target Therapy

	Company	MAT (USD,000)
1	ROCHE	208,459
2	NOVARTIS	115,715
3	BAYER	58,195
4	LILLY	57,752
5	TTY	56,549
6	PFIZER	53,031
7	ASTRAZENECA	45,448
8	SANOFI	38,176
9	JANSSEN-CILAG	27,749
10	TAKEDA	23,502
11	MERCK SERONO	22,949
12	ORIENT EUROPHARMA	21,307
13	BRISTOL-M & SQUIBB	20,572
14	CELGENE	20,179
15	BOEHRINGER ING	18,383

Source : IMS MAT Q4/2016

TW Anti-Cancer Drug Manufacturers

Top 15 **NOT Including** Target Therapy



Source : IMS MAT Q4/2016

Agenda

Company Overview

Product Strategy

Product Pipeline

Manufacture Facilities

Successful Product Categories

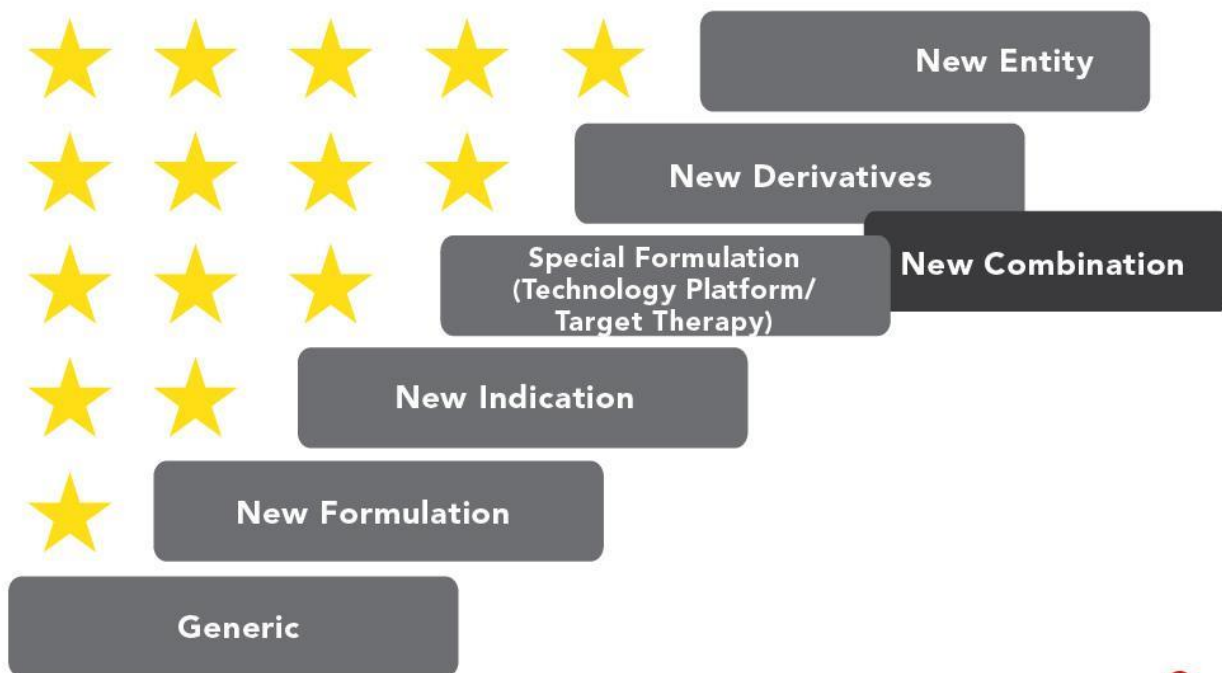
In Progress Status

Biotech Success

Product Strategy

Trends for Pharmaceutical Industry

Market Scope
(Risk)












Entry Barrier
(Profit)



TTY Super Generics Pipeline

註：2017年2月底與國際大廠初步達成協議，2017年授權代工價格預期與2016年相當。

Products	Indication(s)	R&D (BE;BA+CT)	ANDA (EU/USA)
Caelyx/Doxil (註) (Lipo-Dox)	轉移性乳癌、 愛滋病引發之卡波西氏肉瘤、 多發性骨髓瘤、 卵巢癌		Approved
Pegylipo (Caelyx II)			
Lipo- Amphotericin B	利時曼氏病(黑熱病)、骨髓移 植併發腎毒侵入性細菌感染、 愛滋病患者腦膜炎、腎功能 不全之菌種感染病患	 	TW Approved
Leuprolide Acetate Injection	前列腺癌、子宮內膜異位症、 子宮肌瘤、中樞性早熟		
Risperidone Injection	精神分裂		
SPL206	肢端肥大症、功能性胃、腸、 胰臟內分泌腫瘤		
LGIA10	第二型糖尿病		
Col103	非一般抗生素，多重抗藥性 之革蘭氏陰性菌之嚴重感染。		TW Approved

台灣東洋藥品

TTY Super Generics Pipeline

註：2017年2月底與國際大廠初步達成協議，2017年授權代工價格預期與2016年相當。

Products	Indication(s)	R&D (BE;BA+CT)	ANDA (EU/USA)
Caelyx/Doxil (註) (Lipo-Dox)	轉移性乳癌、 愛滋病引發之上皮癌、 多 卵巢癌		<p>Caelyx II's license fee US\$3,500,000 = US\$500,000 (Upfront Fee) + US\$ 1,000,000 *3 (Milestone payment) Caelyx II's sales – profit sharing</p>
Pegylipo (Caelyx II)			
Lipo- Amphotericin B	利時曼氏病(黑熱病)、骨髓移 植後嚴重感染、肺結核、 愛滋病、 不全之菌種感染病患		<p>Lipo - AB's license fee US\$3,500,000 = US\$500,000 (Upfront Fee) + US\$ 1,000,000 *3 (Milestone payment) Lipo - AB's sales – profit sharing</p>
Leuprolide Acetate Injection	前列腺癌、子宮內膜異位症、 子宮肌瘤、中樞性早熟		
Risperidone Injection	精神分裂		
SPL206	肢端肥大症、功能性胃、腸、 胰臟內分泌腫瘤		
LGIA10	第二型糖尿病		
Col103	非一般抗生素，多重抗藥性 之革蘭氏陰性菌之嚴重感染。		

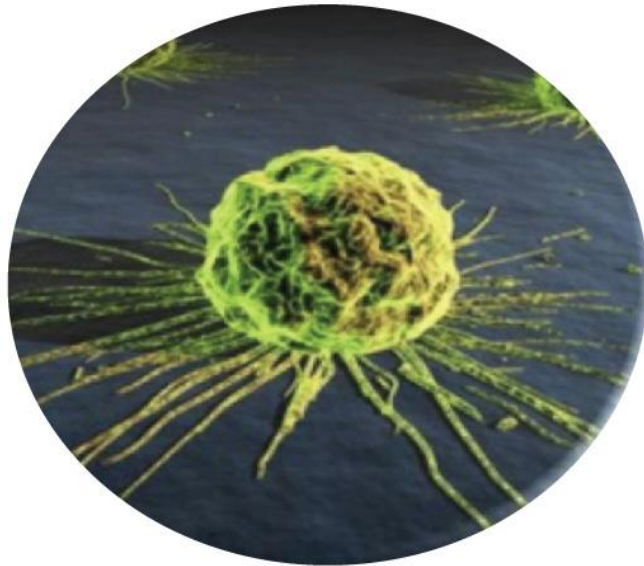
TW Approved

台灣東洋藥品

TTY Super Generics Pipeline

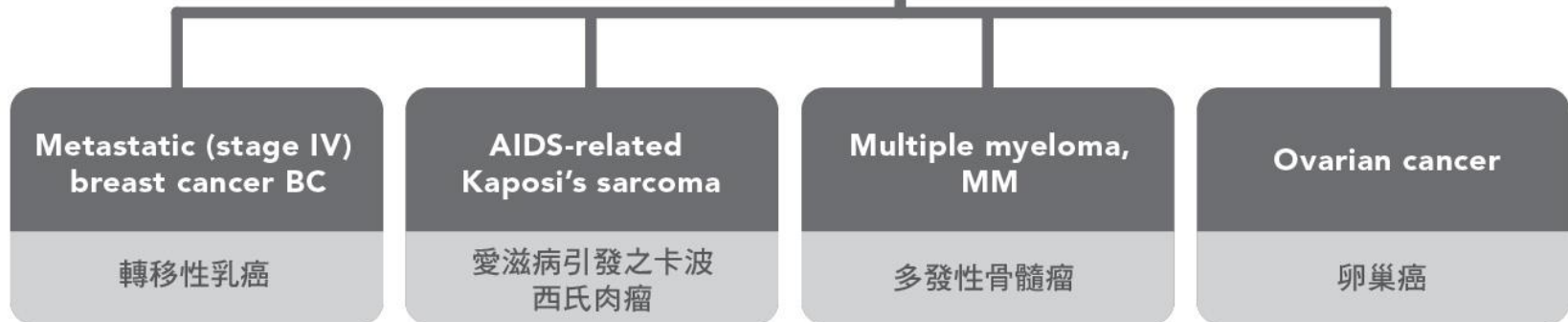
Programs 產品組合	Indication(s) 適應症	World Market (USD/M est.)	Core Technology 核心技術	Advantages 產品優勢
Caelyx/Doxil (Lipo-Dox)	Metastatic breast cancer BC、 AIDS-related Kaposi's sarcoma、 Multiple myeloma, MM、 Ovarian cancer	600	Pegylated Liposome Technology	Worldwide manufacturing patent
Lipo- Amphotericin B	Systemic Fungal Infection	440	Liposome Technology	Worldwide manufacturing patent
Leuprolide Acetate Injection	Prostate Cancer、 Management of Endometriosis、 Uterine Fibroids、 Central Precocious Puberty	1,240	Lupron Depot Microsphere Formulation	Worldwide manufacturing patent
Risperidone Injection	Schizophrenia	960	Microsphere Formulation	Worldwide manufacturing patent
SPL206	Functional gastric, intestinal, pancreatic endocrine tumors	1,500	Microsphere Formulation	PLGA used for particular star polymers synthesized by TTY.
LGIA10	Type II Diabetes Mellitus	910	Microsphere Formulation	Worldwide manufacturing patent Microsphere Depot Platform
Col103	Multidrug-resistant Gram-negative Bacteria Serious Infection	150	Formulation	First Choice Irreplaceable Option, TWNH

台灣東洋藥品

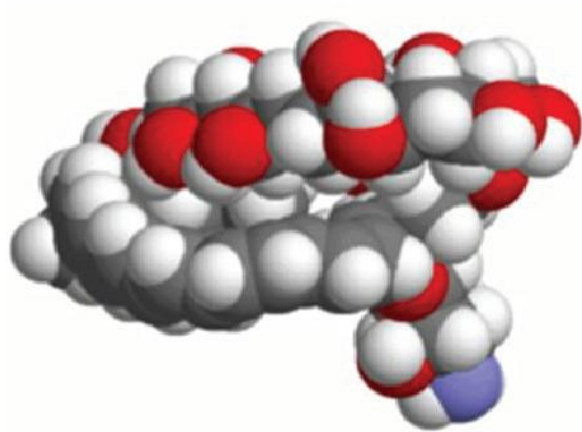


Caelyx®/Doxil®/Caelyx II®

Global market: USD\$600 Million
Taiwan: NTD\$200 Million



Source : Thomson Reuters Mar./2017



Specialty- Lipo-Amphotericin B

Global Market: USD\$440 Million

Target:Worldwide 35~50%

Leishmaniasis

利時曼氏病
又稱 Kala-azar 黑熱病

**Concurrent renal
toxicity invasive
bacterial infection**

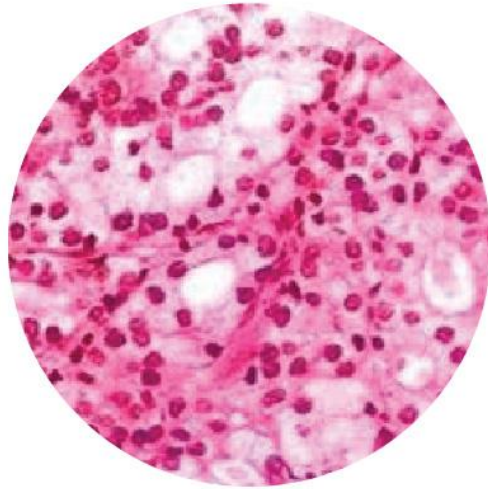
骨髓移植併發腎毒侵入性
細菌感染

**The infected bursa
meningitis HIV
patients**

愛滋病患者腦膜炎

**Systemic fungal
infection**

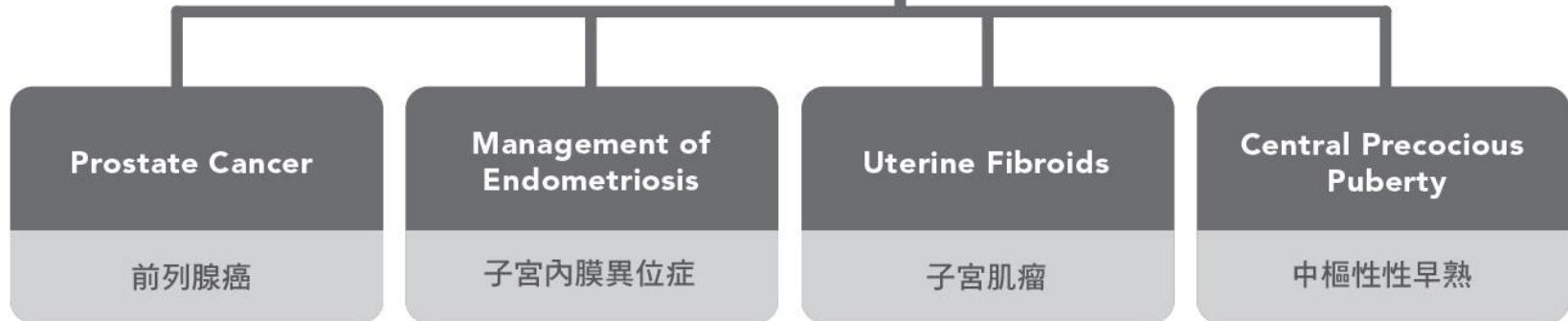
腎功能不全之菌種感染病患



Specialty- Leuprolide Acetate Injection

Global 2014 Lupron/Leuprolide
Market: USD\$1.24 Billion

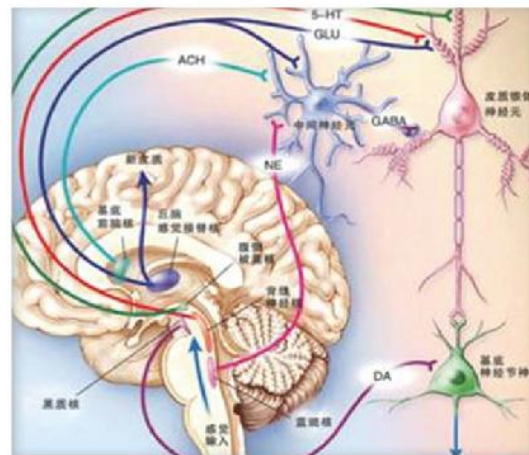
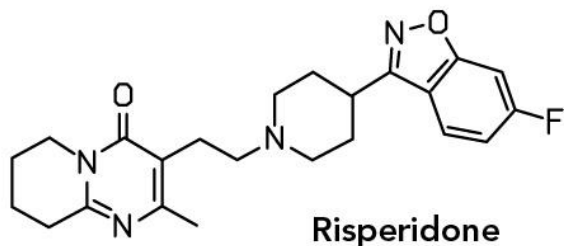
Target: Worldwide 20~35%



Specialty- Risperidone Injection

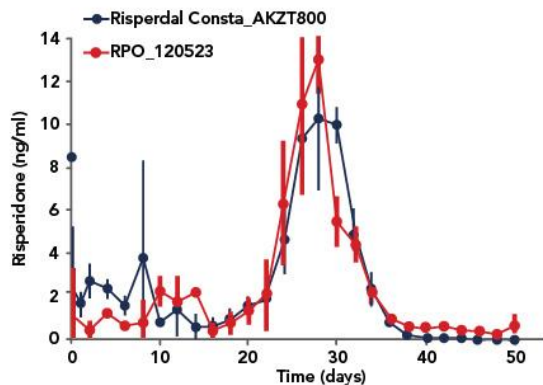
Indication: Schizophrenia

Global market: USD\$960 Million

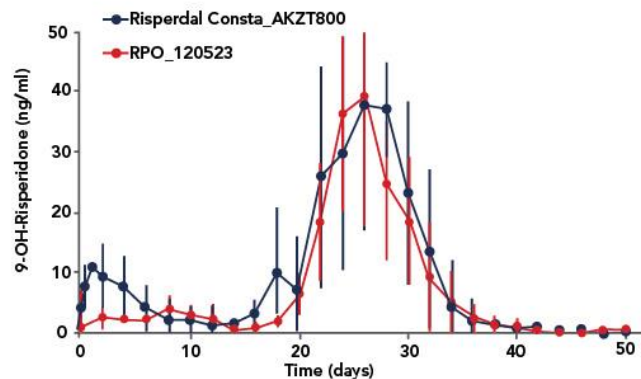


Beagle in vivo release

Risperidone



9-OH-Risperidone



TTV BIOPHARM
台灣東洋藥品

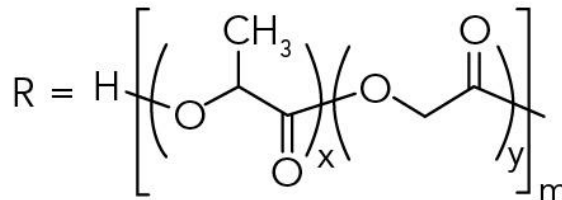
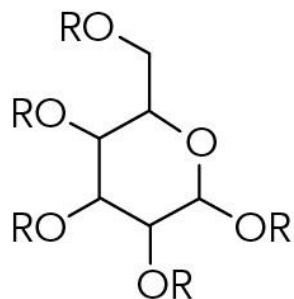


Indications:

- Acromegaly
- Severe diarrhea/flushing episodes associated with metastatic carcinoid tumors
- Profuse watery diarrhea associated with VIP-secreting tumors

Synthesized by TTY

TTY synthetic star polymers as a carrier!!



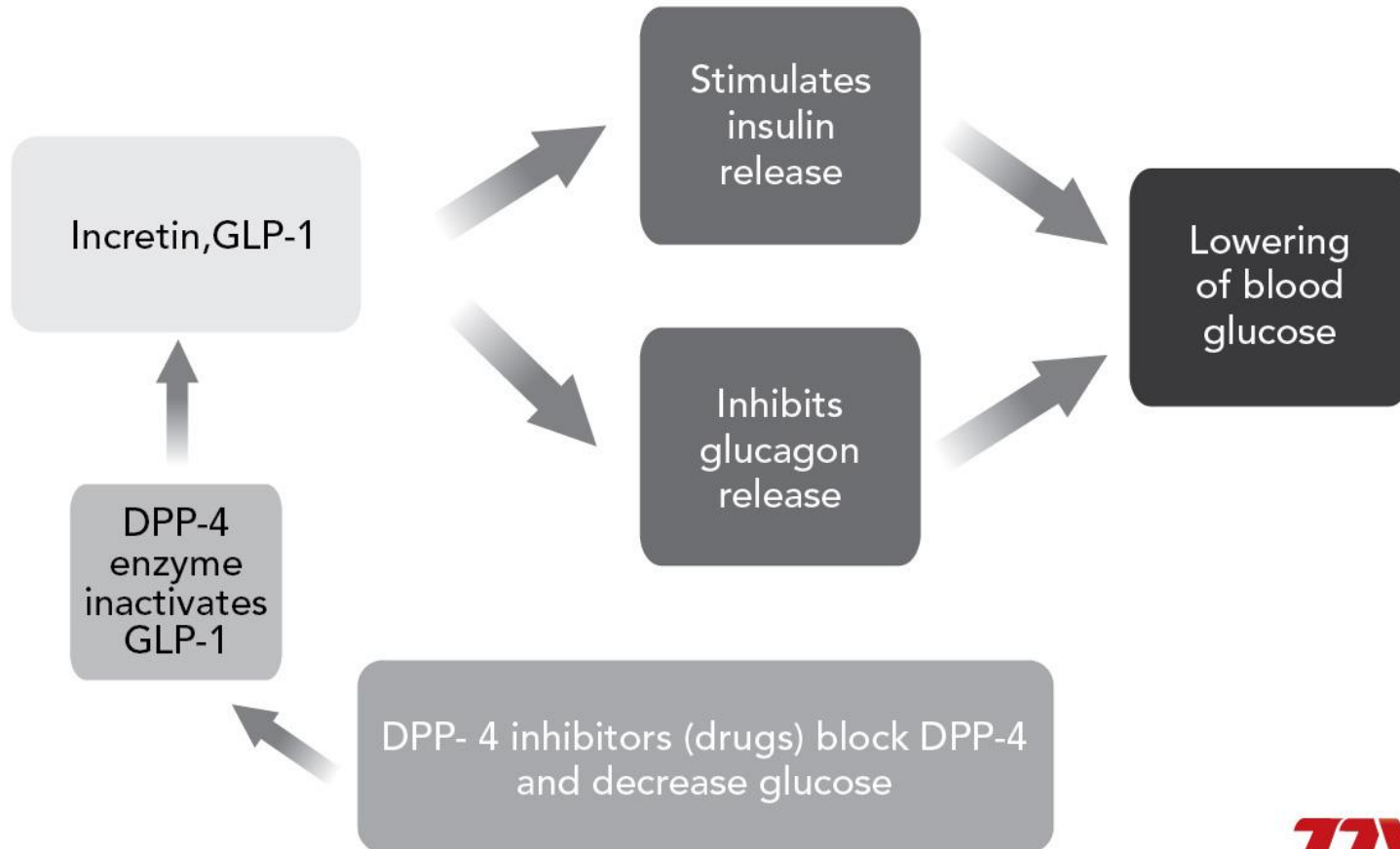
Polymer	Lot	MW(K Da)	PI
Poly(lactide-co-glycolide) star, glucose core LA:GA=1:1	TTY#783053	53	1.67

Mechanism of LGIA10

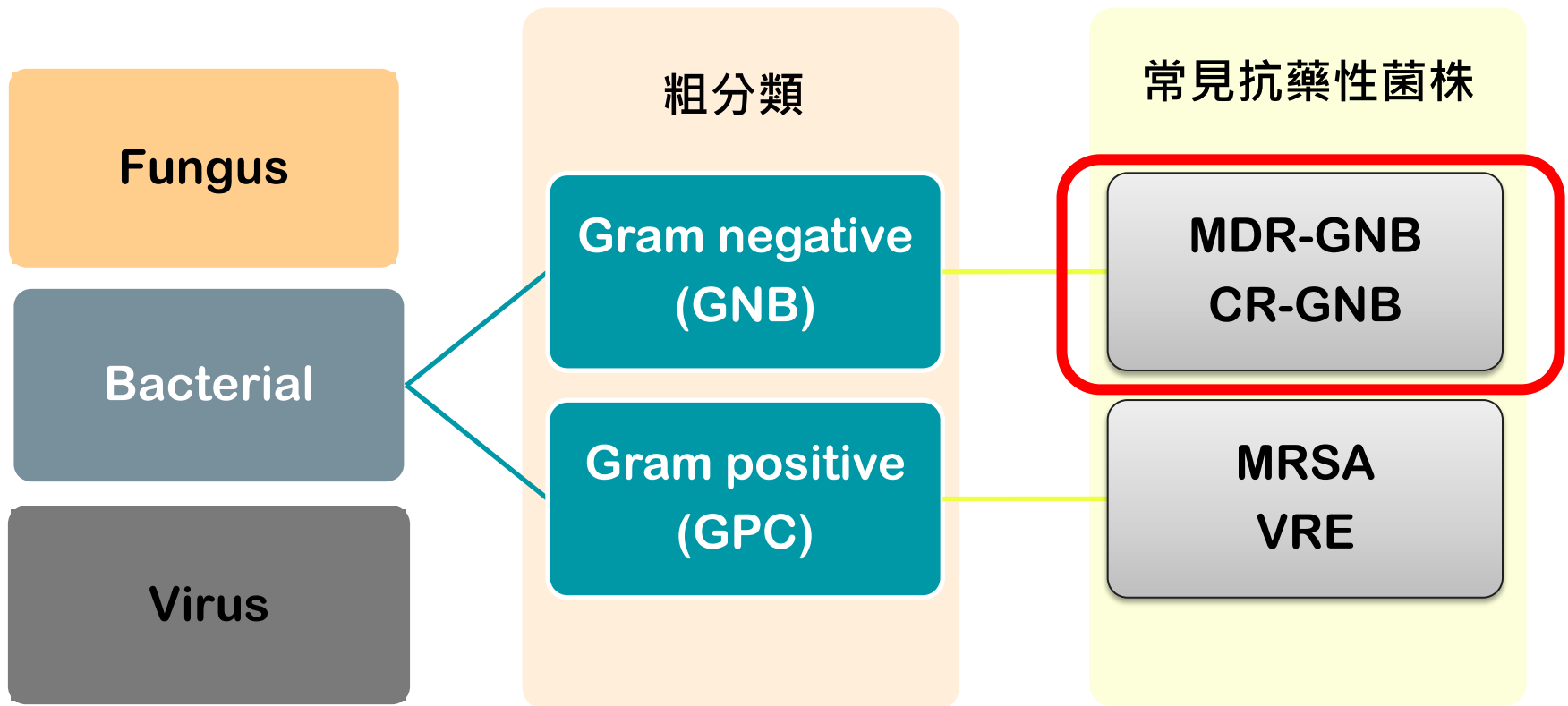


GLP-1 and Diabetes

Indication: Type II Diabetes Mellitus



Specialty – Col103

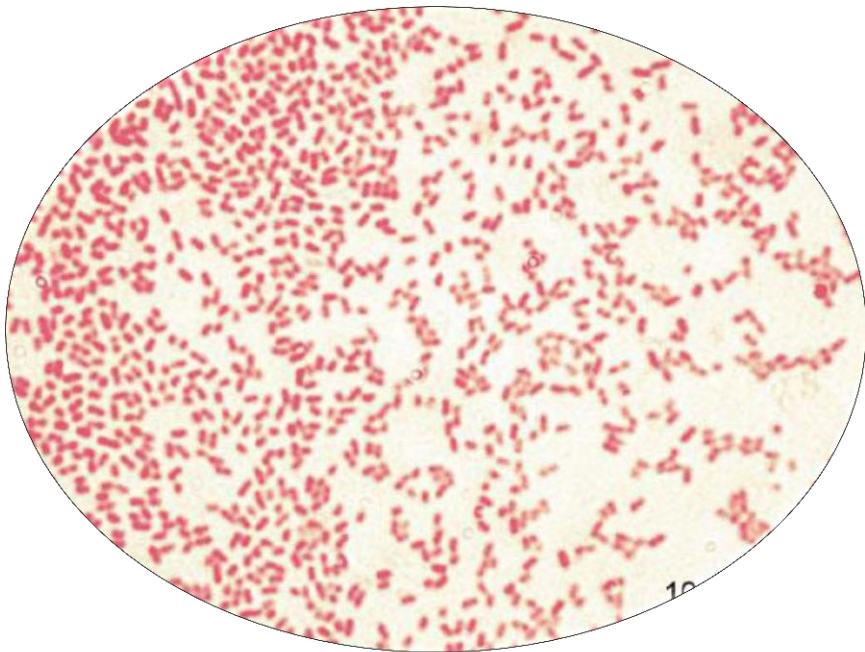


MDR-: multi-drug resistant
CR-: carbapenem resistant

MRSA: methicillin resistant Staphylococcus aureus
VRE: vancomycin resistant Enterococcus

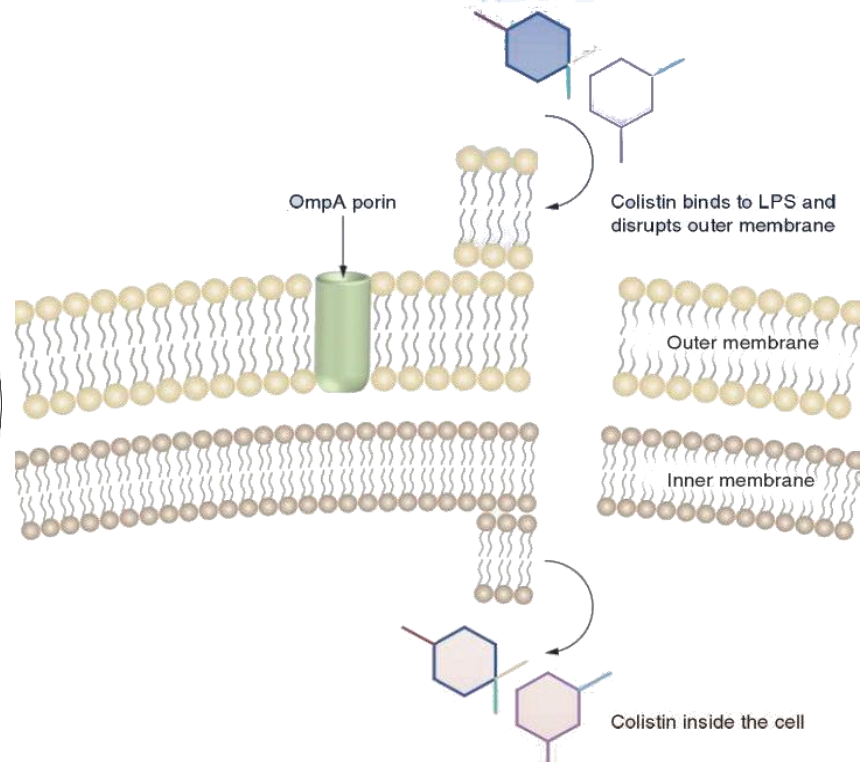
Col103

Global Market: 150M



限用於一般抗生素無效，
且具多重抗藥性之革蘭氏
陰性菌之嚴重感染。

Medscape



Source: Expert Rev Anti Infect Ther. 2012;10(8):917-

By Y_tambe - Y_tambe's file, CC BY-SA 3.0,
<https://commons.wikimedia.org/w/index.php?curid=49535>

TTI BIOPHARM[®]
台灣東洋藥品

Agenda

Company Overview

Product Strategy

Product Pipeline

Manufacture Facilities

Successful Product Categories

In Progress Status

Biotech Success

Manufacture Facilities

- The only PIC/S GMP certified manufacture sites for high potency oncology, 2008/2013/2016 EMA, 2010/2014 Japan, 2013/2016 US FDA, 2013 Brazil, Australia
- High standard Validation of
 - Equipment qualification/ Laboratory instruments qualification/ HVAC system/ Water system/ Compressed air system/ Nitrogen system/ Cleaning/ Analytical method/ Process/ Computer/ Logistic
- Individual flow management
 - Air flow/ Man flow/ Material flow/ Product flow/ Waste flow
 - To prevent cross contamination and environmental pollution

HVAC System



Work Safety



Environmental Protection



中壢廠



TTY BIOPHARM
台灣東洋藥品

六堵廠



Agenda

Company Overview

Product Strategy

Product Pipeline

Manufacture Facilities

Successful Product Categories





In Progress Status

Biotech Success







Successful Products (Oncology, Taiwan & Segment Market)

Products 產品名稱	Indications 適應症	Market(s) 行銷地區
Asadin (伸定注射液) 	Acute promyelocytic leukemia, APL (急性前骨髓細胞白血病)	Taiwan、Thailand、 Malaysia、Singapore Vietnam
Gemmis (健仕注射液) 	inoperable, locally-advanced (stage IIIa or IIIb) or Metastatic (stage IV) Non-small cell lung cancer (非小細胞肺癌) Inoperable (stage II or III) or metastatic (stage IV) Pancreatic cancer, PC (胰臟癌) Metastatic (stage IV) Urinary bladder cancer, UBC (膀胱癌) Metastatic (stage IV) Breast cancer, BC (轉移性乳癌) Recurrent (stage IV) Ovarian cancer, OC (卵巢癌)	Taiwan、Hong Kong
Lipo-Dox (力得微脂體注射液) 	AIDS-related Kaposi's sarcoma in patients with low CD4 counts and extensive mucocutaneous or visceral disease. (愛滋病引發之卡波西氏肉瘤) Metastasis carcinoma of the ovary with recurrent to both first line platinum- and paclitaxel-based chemotherapy regimens (復發性卵巢癌) Metastatic (stage IV) Breast cancer, BC (轉移性乳癌) Combination with bortezomib in 2nd line multiple myeloma, MM (多發性骨髓瘤)	Taiwan、Thailand、 Philippines
TS-1 (愛斯萬膠囊) 	Gastric cancer, GC (胃癌): Stage II & III gastric cancer adjuvant treatment; Advanced gastric cancer (stage IV); Pancreatic cancer, PC (胰臟癌)	Taiwan
Zobonic (抑骨凍晶靜脈注射液)	Multiple myeloma, MM (多發性骨髓瘤) Hypercalcemia of malignancy (惡性腫瘤之高血鈣併發症)	Taiwan
Painkyl Fentanyl(平舒疼口 類溶片) 	Breakthrough Pain (癌症突發性疼痛)	Taiwan Restricted Drug
Epicin 益彼欣 注射液 	Breast Cancer 乳腺癌、Lymphoma 惡性淋巴瘤、Soft tissue Sarcoma 軟組織肉瘤、 Gastric cancer, GC 胃癌、Lung cancer LC 肺癌、Ovarian Cancer, OC 卵巢癌	Taiwan
Ivic® (癌微可) 	CML (慢性骨髓性白血病)	Taiwan

Successful Products (Oncology, Taiwan & Segment Market)

Products 產品名稱	Indications 適應症	Market(s) 行銷地區
<p>Oxalip (歐力普注射劑)</p> 	<p>Colorectal cancer, CRC (結腸直腸癌): stage III colon cancer adjuvant treatment; Metastatic colorectal cancer (stage IV) Gastric cancer, GC (胃癌): Advanced gastric cancer (stage IV)</p>	Taiwan、Thailand、
<p>Tynen (汰能注射劑)</p> 	<p>Adjuvant & metastatic (lymph node positive) (stage II~IV) Breast cancer, BC (乳癌) Metastatic (stage IV) Non-small cell lung cancer (非小細胞肺癌) Hormone refractory metastatic prostate cancer, PC (前列腺癌) Locally advanced(stage III~stage IVB) squamous cell carcinoma of the head and neck (局部晚期頭頸部癌) Metastatic (stage IV) Gastric gland cancer (胃腺癌)</p>	Taiwan
<p>UFUR (友復膠囊)</p> 	<p>Gastric cancer, GC (胃癌)– Adjuvant Treatment for stage IB, II, III patients after curative surgery; advanced gastric cancer (Stage IV) Colorectal cancer, CRC (大腸結腸直腸癌)– Stage II & III colorectal cancer; metastatic colorectal cancer (stage IV) Breast cancer, BC (乳癌), stage II breast cancer; Metastatic breast cancer (stage IV) Lung cancer, LC (肺癌) stage IB; Metastatic lung cancer (stage IV) Head & Neck cancer (頭頸癌), stage I to IV</p>	Taiwan、Thailand、 Vietnam、Malaysia、 India、Pakistan Nigeria
<p>Thado (賽得膠囊)</p> 	<p>Newly diagnosed multiple myeloma, MM (多發性骨髓瘤) Erythema Nodosum Leprosus, ENL (癩瘋性結節性紅斑)</p>	Taiwan、Philippines、 Malaysia、Vietnam、 Singapore

Successful Products (Oncology, Taiwan & Segment Market)





Products 產品名稱	Indications 適應症	Market(s) 行銷地區
Anazo (安納柔膜衣錠) 	Treatment of advanced breast cancer in postmenopausal women. (治療停經後婦女晚期乳癌) Adjuvant treatment of early breast cancer in hormone receptor positive post-menopausal women who have received 2 to 3 years of adjuvant tamoxifen. (輔助治療停經後婦女且荷爾蒙接受器為陽性的早期乳癌)	Taiwan、Philippines
Pexeda Inj. (派癌休注射劑) 	Nonsquamous Non-Small Cell Lung Cancer (治療局部晚期或轉移性非小細胞癌); Mesothelioma (治療惡性肋膜間質細胞瘤)	Taiwan
Irino (派癌休注射劑) 	Treatment of patients with advanced colorectal cancer (轉移性大腸直腸癌患者的第一線治療藥物)	Taiwan、Thailand、Japan
Megest (麥格斯口服懸液劑) 	Significant weight loss caused by cachexia in patients with a diagnosis of acquired immunodeficiency syndrome (AIDS) or cancer, and also the treatment of anorexia in patients. 後天免疫缺乏症候群患者及癌症患者之惡病體質引起的體重明顯減輕及厭食症。	Taiwan
Otril (嘔速停靜脈注射劑) 	Prevention and treatment of nausea and/or vomiting associated with cancer chemotherapy. 預防及治療抗腫瘤化學療法、和治療手術後引起的噁心、嘔吐。	Taiwan
Lonsurf 	Treatment of patients who have failed standard treatment of metastatic colorectal cancer. 治療晚期大腸直腸癌已接受標準治療失敗的病人。	Taiwan

Oncology/Successful Products for Global

TTY has successfully registered **47** oncology product licenses in **12** countries.

	Country	UFur	Oxalip	Lipo-Dox	Irino	Asadin	Gemmis	Tynen	Epicin	Thado	Anazo	Folina	Sulfin	Total
EU	Austria							2						2
Asia	Thailand	1	1	1	1	1						1	1	7
	Philippines			1							1		1	3
	Vietnam	1	1	1	2	1		2		1				9
	Hong Kong	1	1		1		2	2	3					10
	Malaysia	1	1			1		1		1		1		6
	Singapore				1									1
	India	1												1
	Sri Lanka			1	1		1					1		4
	Pakistan	1												1
	Jordan				1									1
US	Costa Rica						1		1					2
	Total	6	4	4	7	3	4	7	4	2	2	2	2	47

Successful Products (Anti-Infectives, Taiwan & Segment Market)

Products 產品名稱	Indications 適應症	Market(s) 行銷地區
Brosym C+S (博益欣) 	適用於治療由感受性細菌所引起的下列感染：上、下呼吸道感染、上、下泌尿道感染、腹膜炎、膽囊炎、膽管炎及其他腹腔內感染、骨盆發炎、子宮內膜炎及其他生殖道感染、以及創傷燙傷、手術後之二次感染。 唯一抗感染新療效付苦心要對鮑氏不動桿菌(AB菌)治療效果佳。	Taiwan
Cubicin (救必辛注射劑) 	1. 治療下列感受性革蘭氏陽性菌引起的複雜皮膚和皮膚組織感染(cSSSI)：Staphylococcus aureus (包括methicillin-resistant isolates), Streptococcus pyogenes, Streptococcus agalactiae, Streptococcus dysgalactiae subsp. Equisimilis 與 Enterococcus faecalis (vancomycin-susceptible isolates only) 2. Staphylococcus aureus引起之血液感染(菌血症)包括由具methicillin感受性及抗藥性菌株造成之右側感染性心內膜炎。	Taiwan
Colimycin (克痢黴素注射劑) 	限用於一般抗生素無效，且具多重抗藥性之革蘭氏陰性菌之嚴重感染。	Taiwan
Lipo-AB 	1. 骨髓移植後併發腎毒性出現侵入性黴菌感染。 2. 腎功能不全之麴菌屬、念珠菌屬或囊球菌屬類的菌種感染病患。 3. 治療感染囊球菌腦膜炎的HIV患者。 4. 治療麴菌屬、念珠菌屬或是囊球菌屬類的菌種感染，或是無法用 Amphotericin B deoxycholate治療的病患，或是腎功能不全或無法耐受 Amphotericin B deoxycholate所產生的毒性之病患。 5. 治療臟器的利時曼氏病。在免疫不全且患有臟器的利時曼氏病之患者使用 Amphotericin B Liposome for Injection治療，在初期寄生蟲清除後仍有高復發率。 6. 對發燒的重度嗜中性白血球缺乏症患者可能罹患黴菌感染症之經驗療法。	Taiwan

Anti-Infectives Portfolio



	Categories 類別	Products 產品	Indications 適應症	Stages 開發階段
1	抗細菌	Cubicin	G (+)	現有產品
2		CMS	G (-)	現有產品
3		Exacin	G (-)	現有產品
4		Brosym	Broad spectrum	現有產品
5		New formulated colistin	Anti-carbapenem resistant	Formulation
6		New cephalosporin	Broad spectrum	評估授權
7	抗黴菌	Lipo-AB	Broad spectrum	現有產品
8		Flusine	Cryptococcus and Candida	現有產品
9	Anti-HIV	DL7014 and TL7014	HIV	Formulation
10	Niche generic and TNCE	Antibiotics, Antifungals, Anti-virus	TBD	爭取經銷及自行開發

R&D Investment 研究及臨床

品項		年度	2007	2008	2009	2010	2011	2012	2013	2014	2015	2016
*D&C Resource	Revenue (NTD,000)		1,519,680	1,773,420	2,067,360	1,786,500	2,098,500	2,158,500	2,307,540	2,384,220	2,738,956	3,344,262
	R&D Expense (NTD,000)		197,550	200,040	238,650	290,040	384,360	366,750	289,530	283,470	236,398	230,192
	Total Staff		319	339	400	338	374	404	484	494	450	508
營收為總公司 + 分公司	R&D Manpower		82	92	90	94	97	104	111	105	97	105
	R&D Expense/ Revenue		13.00%	11.30%	11.50%	16.20%	18.30%	16.90%	12.55%	11.89%	8.63%	6.88%
	R&D Total Staff		25.70%	27.10%	22.50%	27.80%	25.90%	25.70%	22.93%	21.26%	21.56%	20.67%

- Continuous investment in development & clinical research:
 - Strong product portfolio
 - Long product life cycle
 - Abundant Asian clinical data

Agenda

Company Overview

Product Strategy

Product Pipeline

Manufacture Facilities

Successful Product Categories

In Progress Status

Biotech Success

Registration Approval Status

	送件日期 Apply Date	預估領證日期 Approval Date (Est.)	核可類別 Category	NPD Code
1	2016/6/1	2016/12/13	第二等級醫材 Class II Medical Device	ES0013
2	2017/1/1	2018	新成分新藥 NCE	TT7016
3	2016/7/1	2018	新成分新藥 NCE	PT2014

Agenda

Company Overview

Product Strategy

Product Pipeline

Manufacture Facilities

Successful Product Categories

In Progress Status

Biotech Success

Biotech Success Strategy (2017-2021)

• 營銷發展

- TS-1、Painkyl、Brosym(C+S)、Episil、Lonsurf、Aplidin進入營銷高峰期
- Liposome Doxorubicin全球上市
- Liposome Amphotericin B
- Risperidone PLGA
- Leuprolide Depot
- Colimycin
- 區域整合、雙向併購計畫
- 泰國子公司ABT IPO上市計畫

全球合作上市完成
(含大陸市場)

• 研發規劃

- 推進CDMO全球合作開發&接案
- PLGA(微球)系列產品開發
- 持續研發1-2個NCE/NBE品項
- Dual Chamber專業充填線規劃

Biotech Success Strategy (2017-2021)

• 營銷發展

- TS-1
- Liposome Doxor
- Liposome Amphotericin B
- Risperidone PLGA
- Leuprolide Depot
- Colimycin
- 區域整合、雙向併購計畫
- 泰國子公司ABT IPO上市計畫

TS-1®(愛斯萬膠囊)獲胃癌術後輔助性治療之健保給付

Risperidone 進入營銷高峰期

全球合作上市完成
(含大陸市場)

• 研發規劃

- 推進CDMO全球合作開發&接案
- PLGA(微球)系列產品開發
- 持續研發1-2個NCE/NBE品項
- Dual Chamber專業充填線規劃

歷年財務報表 (個體)

Item NTD ,000	2013 (Actual)		2014 (Actual)		2015 (Actual)		2016 (Actual)	
	Amount	%	Amount	%	Amount	%	Amount	%
Net Sales	2,292,163	100%	2,384,207	100%	2,738,956	100%	3,344,262	100%
Gross Profit	1,404,003	61%	1,411,875	59%	1,777,941	65%	2,217,286	66%
Operating Expenses	-1,121,548	-49%	-1,144,400	-48%	-1,035,412	-38%	-1,063,104	-32%
Operating Profit	282,455	12%	267,475	11%	742,529	27%	1,154,182	34%
Non-Operating Income and Expenses	413,685	18%	596,585	25%	705,211	26%	277,855	9%
Income before Tax	696,140	30%	864,060	36%	1,447,740	53%	1,432,037	43%
Net Income	587,440	26%	779,645	33%	1,211,018	44%	1,193,324	36%
EPS	2.52		3.14		4.87		4.80	

歷年財務報表 (合併)

Item NTD ,000	2013 (Actual)		2014 (Actual)		2015 (Actual)		2016 (Actual)	
	Amount	%	Amount	%	Amount	%	Amount	%
Net Sales	3,110,092	100%	2,979,902	100%	3,195,218	100%	3,760,717	100%
Gross Profit	2,049,211	66%	1,898,936	64%	2,183,144	68%	2,559,220	68%
Operating Expenses	-1,709,349	-55%	-1,560,841	-53%	-1,393,357	-44%	-1,379,533	-36%
Operating Profit	339,862	11%	338,095	11%	789,787	24%	1,179,687	32%
Non-Operating Income and Expenses	496,394	16%	571,745	19%	735,808	23%	332,372	8%
Income before Tax	836,256	27%	909,840	30%	1,525,595	47%	1,512,059	40%
Net Income (Consolidated)	644,530	21%	811,695	27%	1,246,592	38%	1,254,724	33%
Net Income (TTY)	587,440	19%	779,645	26%	1,211,018	37%	1,193,324	31%
EPS	2.52		3.14		4.87		4.80	

2014-2015-2016 淨利比較 (個體)

各季淨利不含出售投資損益

單位：新台幣仟元

年度 季度	2014		2015		2016	
	稅前	稅後	稅前	稅後	稅前	稅後
上半年度	95,926	76,156	321,740	281,251	735,949	635,684
下半年度	284,325	219,680	552,446	453,717	696,088	557,640
全年合計	380,251	295,836	874,186	734,968	1,432,037	1,193,324

2014-2015-2016 淨利比較 (個體)

各季淨利不含出售投資損益

單位：新台幣仟元

年度 季度	2014		2015		2016	
	稅前	稅後	稅前	稅後	稅前	稅後
上半年度	95,926	76,156	321,740	281,251	735,949	635,684
下半年度	284,325	219,680	552,446	453,717	696,088	557,640
全年合計	380,251	295,836	874,186	734,968	1,432,037	1,193,324

2015成長數		成長 比較	2016成長數	
稅前	稅後		稅前	稅後
225,814	205,095		414,209	354,433
268,121	234,037		143,642	103,923
493,935	439,132		557,851	458,356

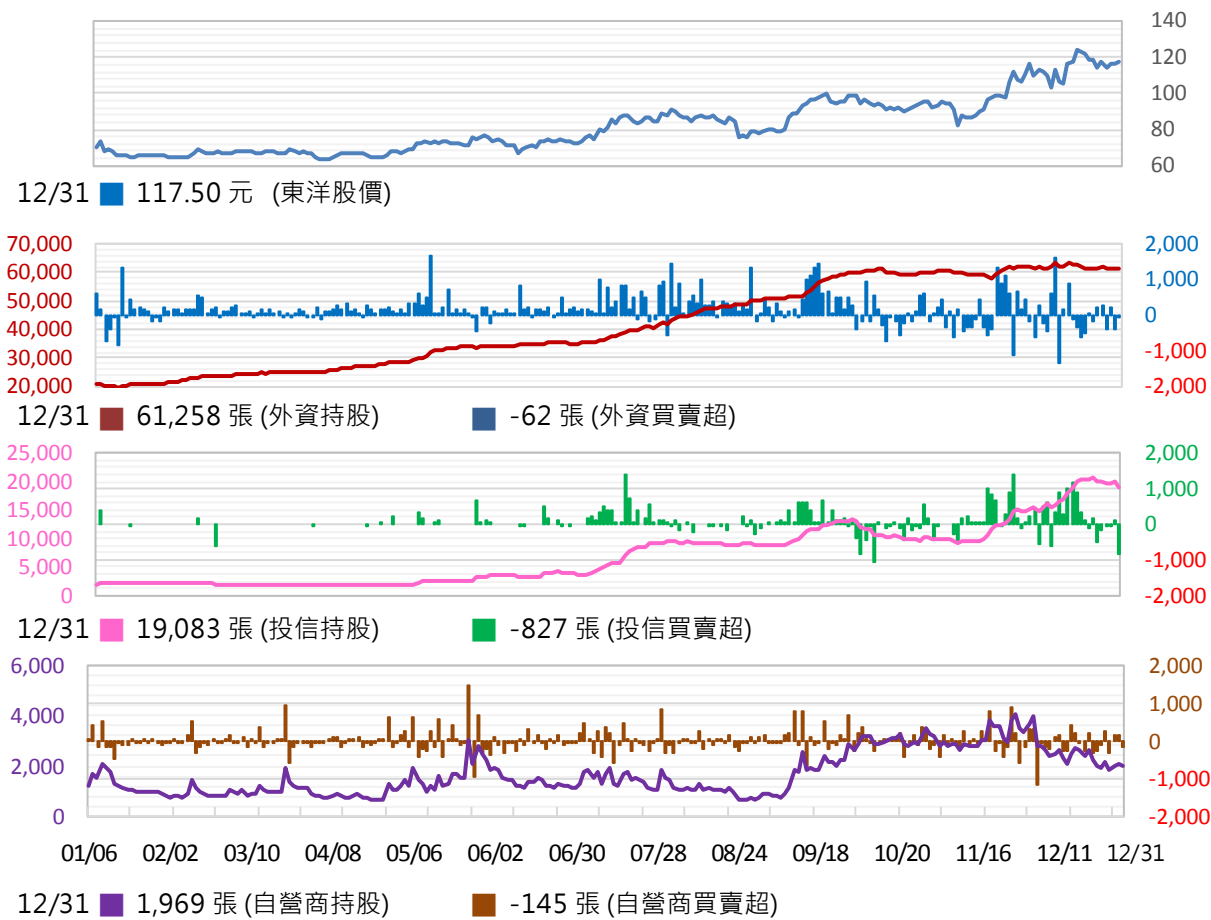
Earning Distribution 盈餘分配

Item \ Year	Year					
	2011	2012	2013	2014	2015	2016
Yield Rate (%)	0.22	1.25	1.91	2.39	3.86	3.71
P/E	45.00	44.24	41.65	33.23	18.61	21.35
Cash Dividend	0.30	1.40	2.00	2.50	3.50	3.80 (註)
Stock Dividend	2.40	0.89	0.67	-	-	-
Total	2.70	2.29	2.67	2.50	3.50	3.80

註：尚需股東會決議。

TTY三大法人持股2015

台灣東洋(4105)法人持股走勢圖



1/6→12/31變化

三大法人持股

2.39萬張(9.63%)



8.22萬張(33.09%)

外資持股

2.09萬張(8.39%)



6.12萬張(24.63%)

投信持股

0.18萬張(0.74%)



1.91萬張(7.67%)

自營商持股

0.12萬張(0.50%)

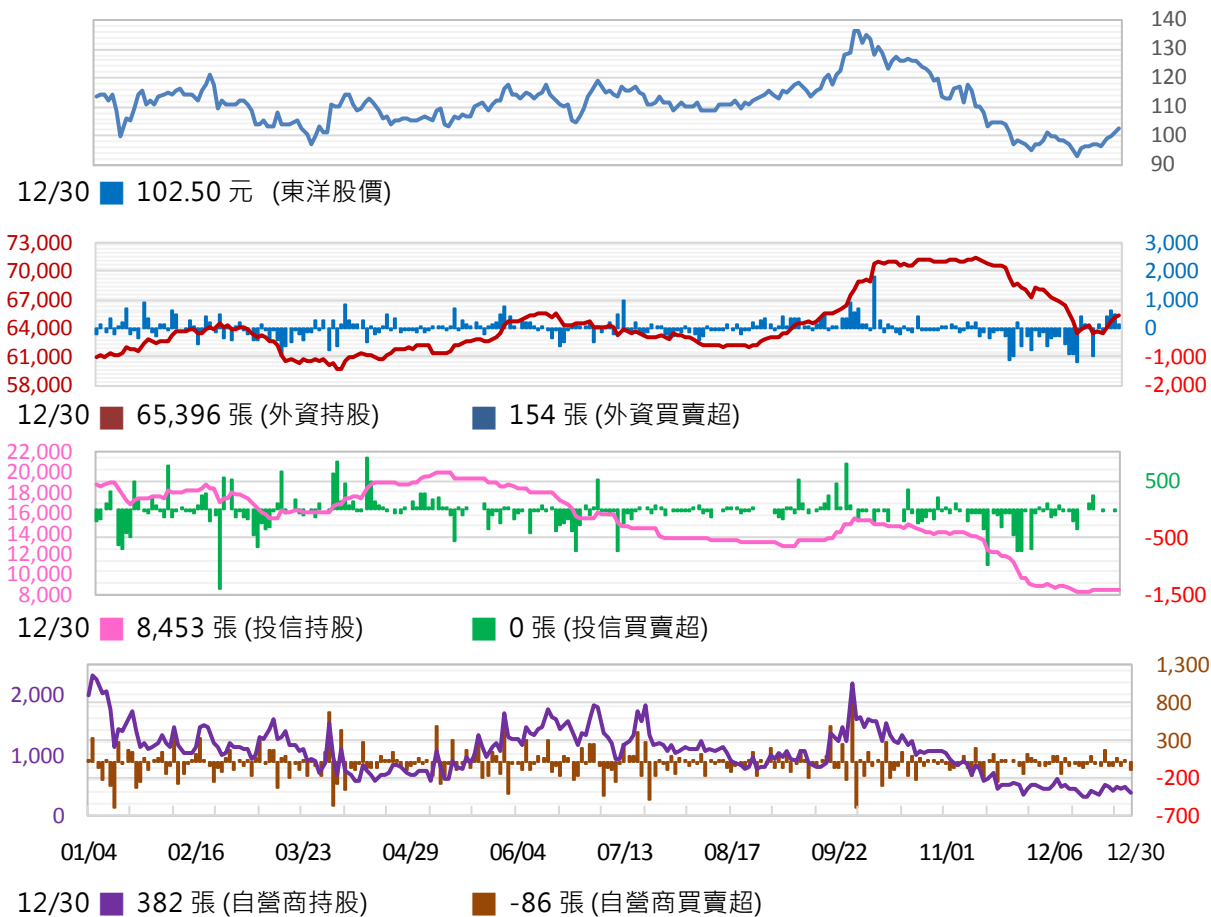


0.19萬張(0.79%)



TTY三大法人持股2016

台灣東洋(4105)法人持股走勢圖



1/4→12/30變化

三大法人持股

8.19萬張(32.93%)



7.42萬張(29.85%)

外資持股

6.10萬張(24.54%)



6.53萬張(26.30%)

投信持股

1.89萬張(7.59%)



0.84萬張(3.40%)

自營商持股

0.20萬張(0.80%)

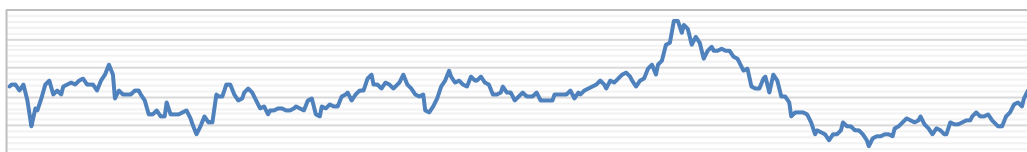


0.03萬張(0.15%)

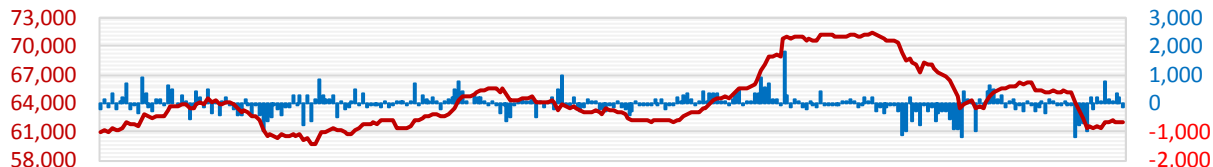


TTY三大法人持股20160104~20170224

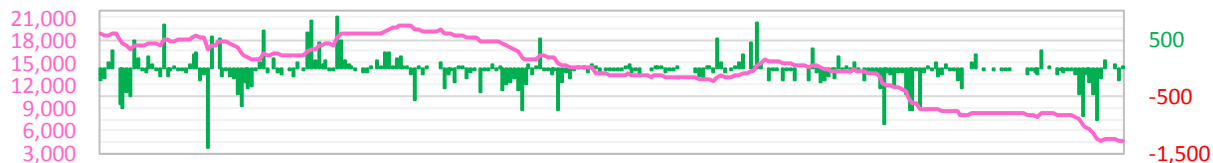
台灣東洋(4105)法人持股走勢圖



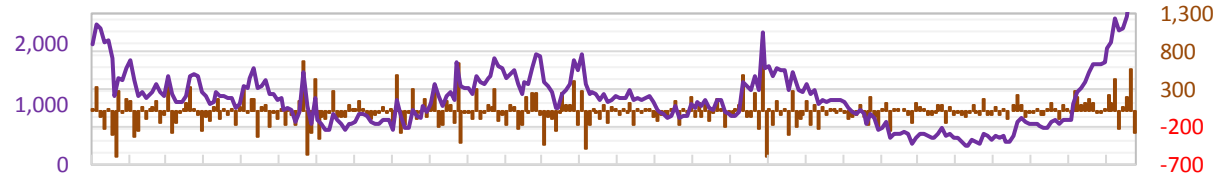
02/24 ■ 113.00 元 (東洋股價)



02/24 ■ 61,993 張 (外資持股) ■ -104 張 (外資買賣超)



02/24 ■ 4,736 張 (投信持股) ■ 10 張 (投信買賣超)



02/24 ■ 2,733 張 (自營商持股) ■ -273 張 (自營商買賣超)

2016/1/4→
2017/2/24變化

三大法人持股

8.19萬張(32.93%)



6.95萬張(27.94%)

外資持股

6.10萬張(24.54%)



6.20萬張(24.93%)

投信持股

1.89萬張(7.59%)



0.47萬張(1.90%)

自營商持股

0.20萬張(0.80%)

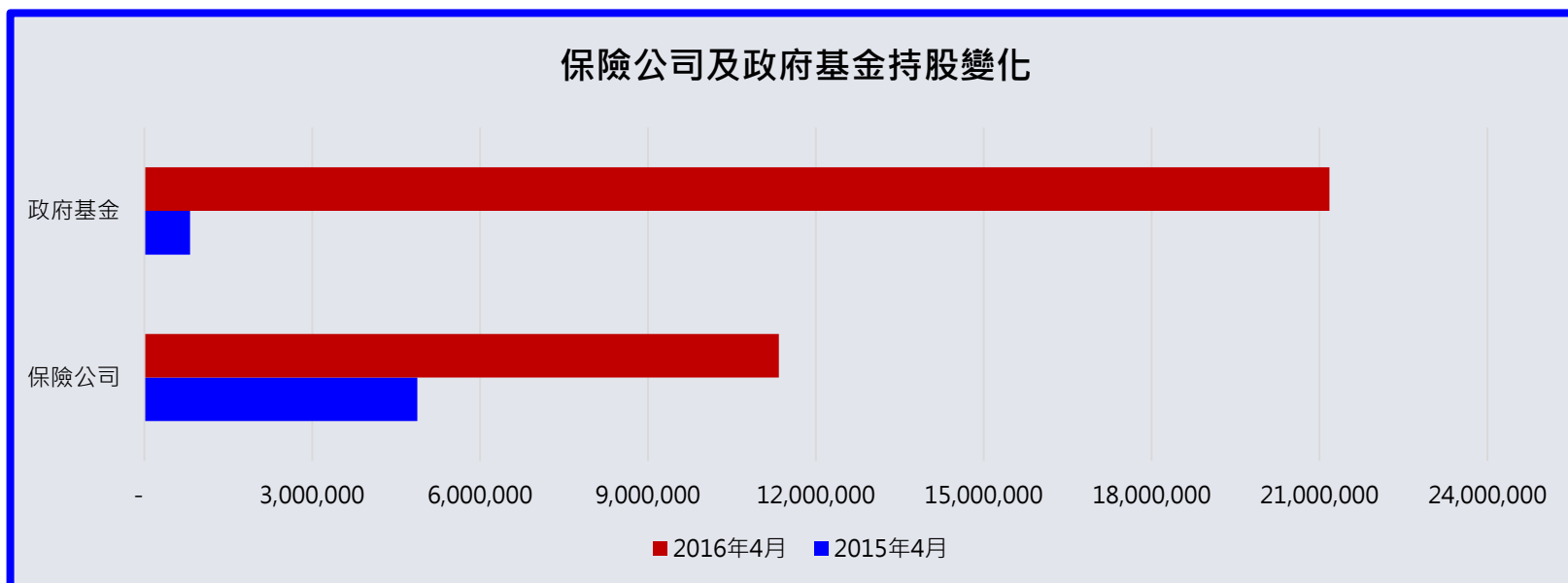


0.27萬張(1.10%)



201504/201604保險公司及政府基金持股

機構 \ 持股情形	2015/4月		2016/4月	
	持有股數	持股比例	持有股數	持股比例
保險公司	4,880,800	1.96%	11,339,000	4.56%
政府基金	817,021	0.33%	21,177,843	8.52%
合計	5,697,821	2.29%	32,516,843	13.08%





Let's share and grow together
in this big family



東生華製藥
tsh biopharm



PharmaEngine

智擎生技製藥股份有限公司

